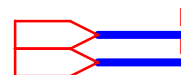
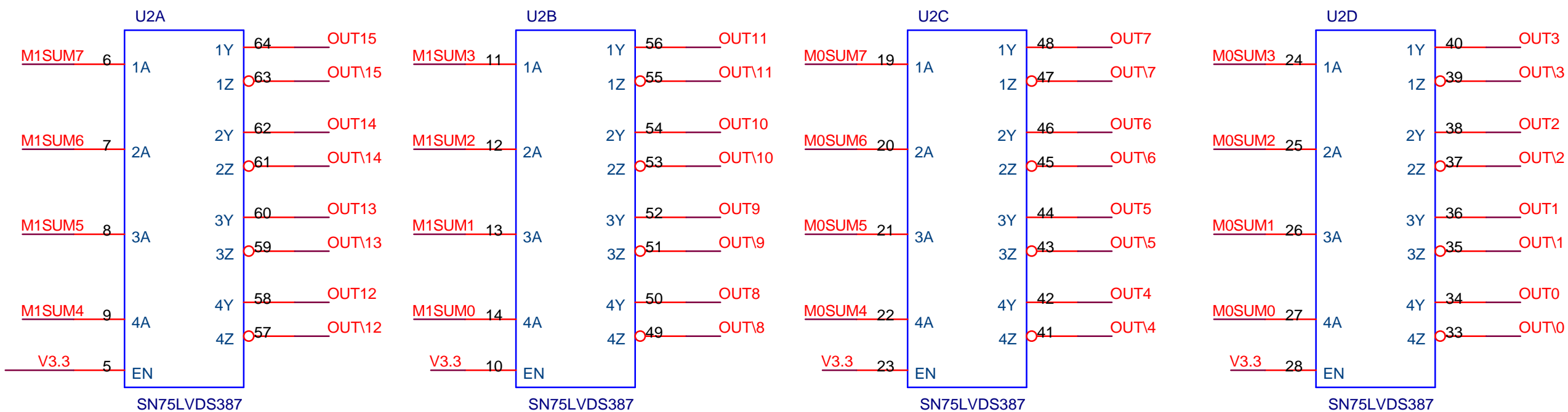


MOSUM[7:0]  
M1SUM[7:0]



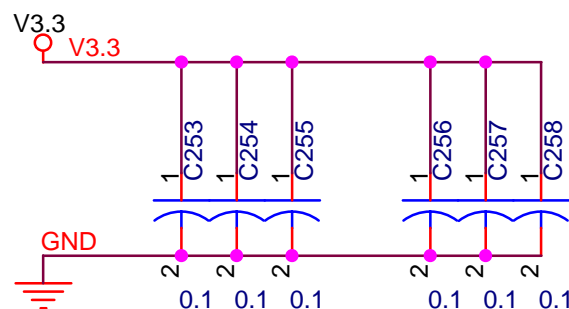
V3.3 specified as the part pin power voltage internally.

OUT[15:0]  
OUT[15:0]



**75LVDS387 V3.3 PINS: 31, 30, 17, 16, 3, 2**

**GND PINS: 32, 29, 18, 15, 4, 1**



Revised pinout to optimize layout.

### ANALOG SUM LVDS

Title		ALMA Correlator Board	
Size	Document Number	Rev	
A	08060200s001	<RevCode>	
Date:	Friday, March 30, 2001	Sheet	1 of 1